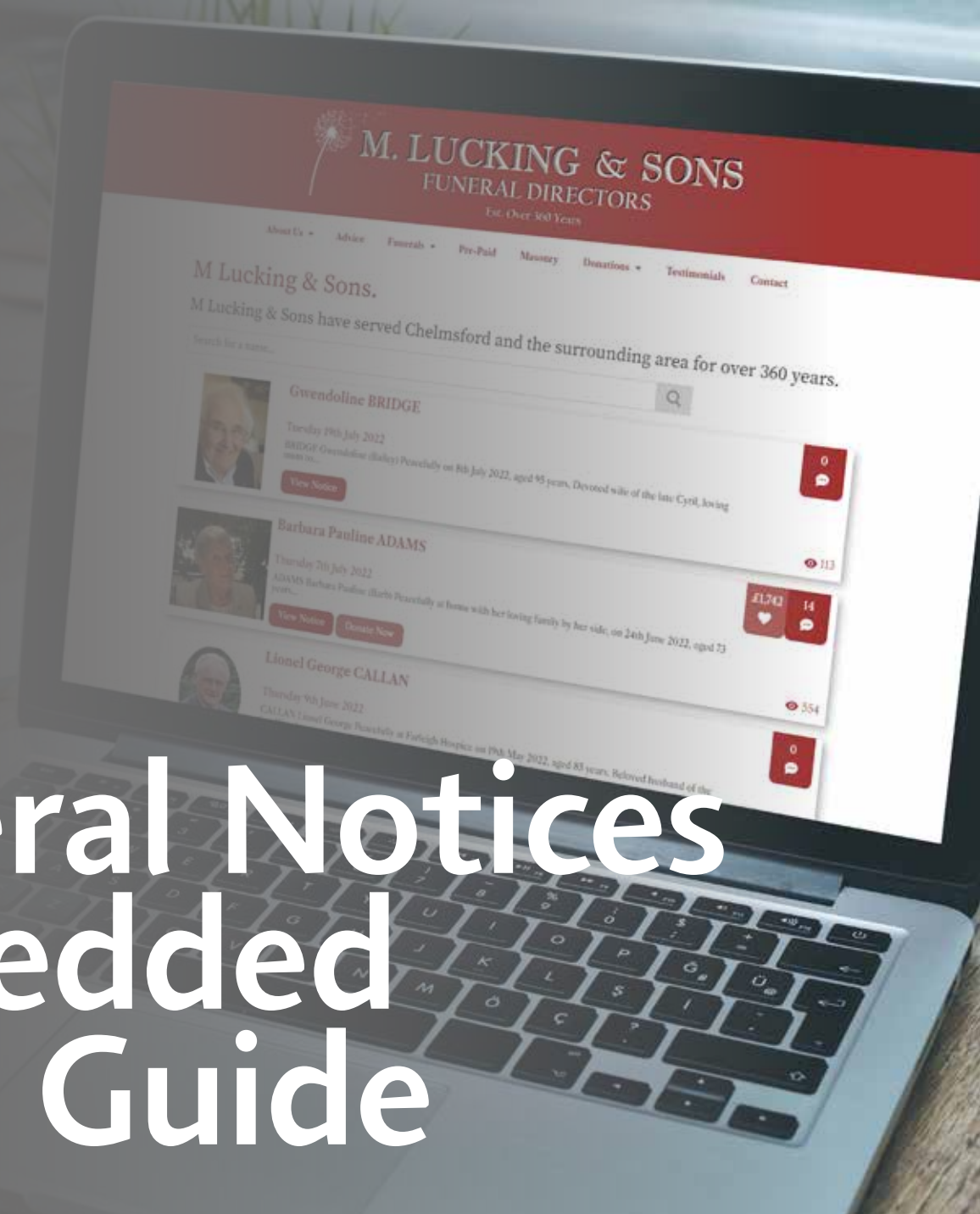
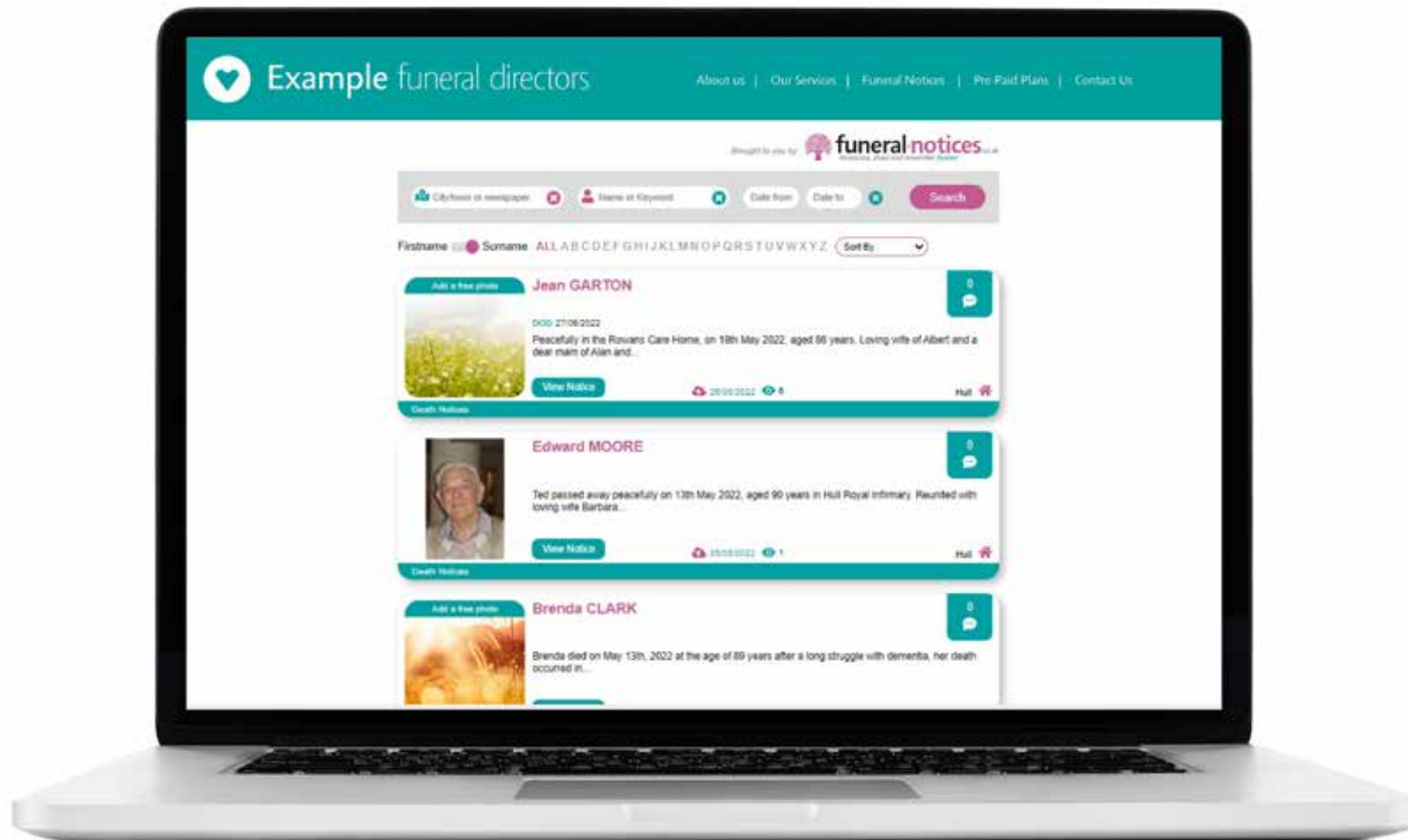


# Funeral Notices Embedded Feed Guide



# Thinking of adding a **funeral notices embedded feed** to your website?

This guide will help you understand the benefits of adding a funeral notices embedded feed, the options available to you to personalise your funeral notices embedded feed and provide technical information to help you make this simple change to your website.



# Funeral Notices embedded feed

A simple way to display current and historic notices on your own website.

A funeral notices embedded feed sits on your own website giving people instant access to the latest notices you publish to their community.

## A Funeral Notices embedded feed is:

- ✓ Dynamic - works on all devices.
- ✓ Customisable - keep reading to discover the many ways you can make your funeral notices embedded feed personal to your own website.
- ✓ A simple way to provide a direct link for people to make online donations in memory of a loved one.
- ✓ Fully integrated to your own website.
- ✓ Simple to set up.
- ✓ A proven way to attract a new pre-need audience to your website.

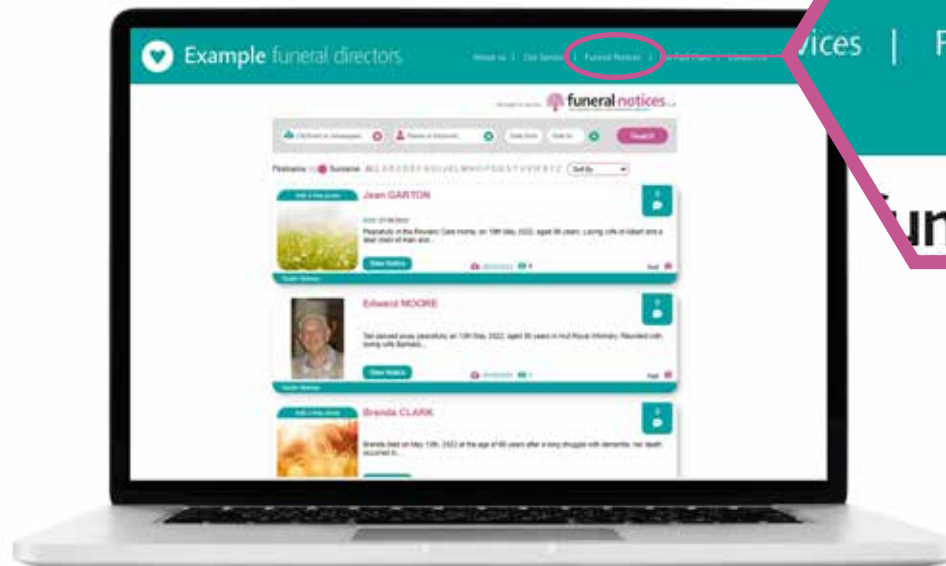


# Funeral notices embedded feed best practice

To become an online partner you need to have a link to your new funeral notices embedded feed page on the main navigation menu of your website on both desktop and mobile, ideally not on a drop-down menu as people are less likely to find and interact with it making it harder for the new page to attract new visitors to your website.

## Preferred name for your new notices webpage:

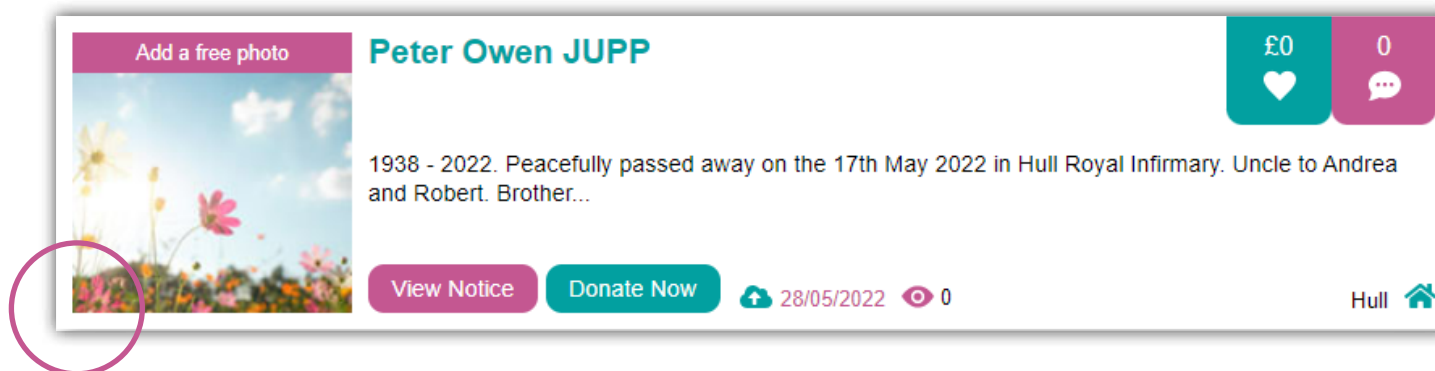
- ☒ Funeral Notices
- ☒ Funeral Notices & Donations
- ☒ Donations & Notices
- ☒ Tributes & Donations



# Notice styling options - how you want the notices to appear

Your funeral notices embedded feed can be customised to fit in with the style of your website. Whether you are adding the funeral notices embedded feed yourself or asking a web developer to do it for you, you'll need to take a look at the options below and choose how you would like your funeral notices feed to look:

## Option 1 - Square style notice



A screenshot of a funeral notice in a square style. The notice is for Peter Owen JUPP, who passed away on 17th May 2022. It includes a photo of flowers, a 'View Notice' button, a 'Donate Now' button, and a date of 28/05/2022. The notice is set against a white background with a thin grey border. A purple circle highlights the photo area.

Add a free photo

**Peter Owen JUPP**


£0 0

1938 - 2022. Peacefully passed away on the 17th May 2022 in Hull Royal Infirmary. Uncle to Andrea and Robert. Brother...

View Notice Donate Now 28/05/2022 0

Hull

## Option 2 - Rounded style notice



A screenshot of a funeral notice in a rounded style. The notice is for Peter Owen JUPP, who passed away on 17th May 2022. It includes a photo of flowers, a 'View Notice' button, a 'Donate Now' button, and a date of 28/05/2022. The notice is set against a white background with rounded corners and a thin grey border. A purple circle highlights the photo area.

Add a free photo

**Peter Owen JUPP**

£0 0

1938 - 2022. Peacefully passed away on the 17th May 2022 in Hull Royal Infirmary. Uncle to Andrea and Robert. Brother...


View Notice Donate Now 28/05/2022 0

Hull



# Additional notice options

Notice classification footer | option to include the type of notice at the bottom



This notice card for Peter Owen JUPP includes a 'Death Notice' footer. A teal arrow points to the footer text.

**Peter Owen JUPP**

1938 - 2022. Peacefully passed away on the 17th May 2022 in Hull Royal Infirmary. Uncle to Andrea and Robert. Brother...

£0 0

View Notice Donate Now 28/05/2022 0

Hull

Death Notice

Notice uploaded date | option to display the date the notice was published



This notice card for Colin RICHARDSON has the upload date '28/05/2022' circled in a pink oval.

**Colin RICHARDSON**

Peacefully on 22nd May 2022 aged 90 years. A much loved husband of Claire (Joan) A much loved dad of Marisa and...

0

View Notice 28/05/2022 0

Hull

Notice hometown and notable areas | option to display the area the notice relates to



This notice card for Colin RICHARDSON has the hometown 'Hull' circled in a pink oval.

**Colin RICHARDSON**

Peacefully on 22nd May 2022 aged 90 years. A much loved husband of Claire (Joan) A much loved dad of Marisa and...

0

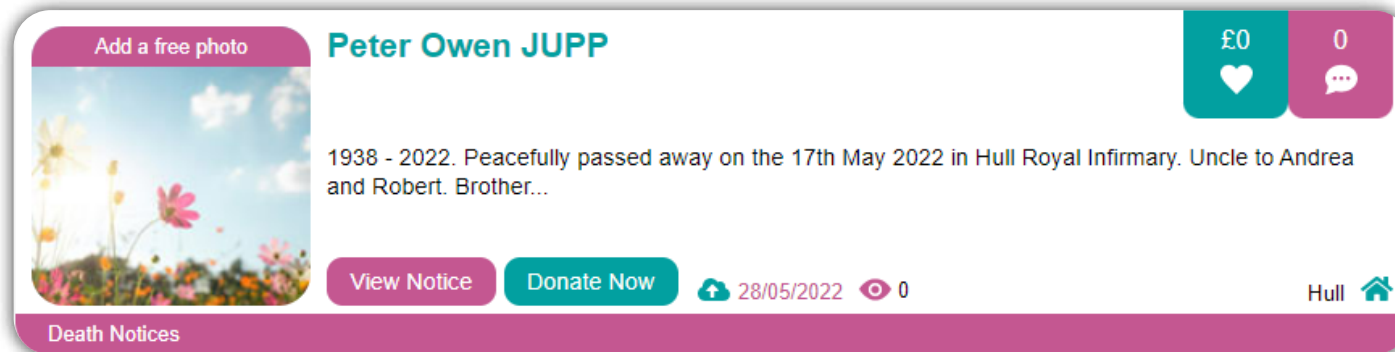
View Notice 28/05/2022 0

Hull



# Colour options explained

## Colour guide



The screenshot shows a death notice for Peter Owen JUPP. The notice includes a photo of flowers, the name 'Peter Owen JUPP', and the text '1938 - 2022. Peacefully passed away on the 17th May 2022 in Hull Royal Infirmary. Uncle to Andrea and Robert. Brother...'. There are buttons for 'View Notice' and 'Donate Now'. The donation amount is £0 and there are 0 comments. The location is listed as Hull. The notice is categorized under 'Death Notices'.

**Personalise your notice by choosing the colours that match your website colour palette.**

Don't worry if you do not know the exact colours you require as our team can check your website and select matching colours for you.

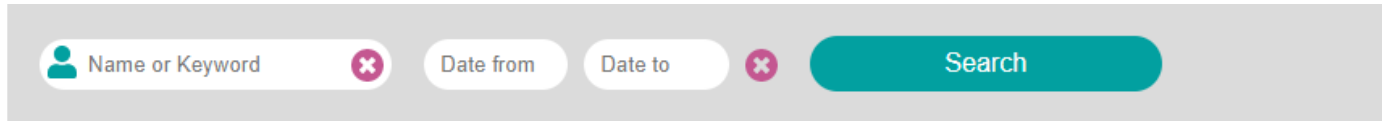
-  Primary
-  Secondary







# Notice **search** bar functionality options


Customise how your audience will search for notices on your website by choosing from the following **4** options:







## Option 1 - Keyword & Date

A search bar interface for Option 1. It features a light gray background. On the left, there is a white input field with a person icon and the text "Name or Keyword", followed by a red "X" icon. To its right is a "Date from" field, then a "Date to" field, also followed by a red "X" icon. On the far right is a teal "Search" button.

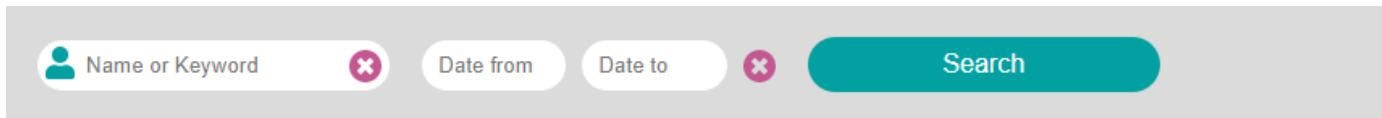
 Name or Keyword  Date from Date to  





## Option 2 - Location, Keyword & Date

A search bar interface for Option 2. It features a light gray background. On the left, there is a white input field with a location pin icon and the text "City/town or newspaper", followed by a teal "X" icon. To its right is a white input field with a person icon and the text "Name or Keyword", followed by a red "X" icon. Further right are "Date from" and "Date to" fields, with a red "X" icon at the end. On the far right is a teal "Search" button.

 City/town or newspaper   Name or Keyword  Date from Date to  

## Option 3 - Keyword, Date, Alpha sort & Filter

A search bar interface for Option 3. It features a light gray background. On the left, there is a white input field with a person icon and the text "Name or Keyword", followed by a red "X" icon. To its right are "Date from" and "Date to" fields, with a red "X" icon at the end. On the far right is a teal "Search" button.

 Name or Keyword  Date from Date to  

Firstname ☐ Surname ☒ **ALL** A B C D E F G H I J K L M N O P Q R S T U V W X Y Z 

## Option 4 - Location, Keyword, Date, Alpha sort & Filter

A search bar interface for Option 4. It features a light gray background. On the left, there is a white input field with a location pin icon and the text "City/town or newspaper", followed by a teal "X" icon. To its right is a white input field with a person icon and the text "Name or Keyword", followed by a red "X" icon. Further right are "Date from" and "Date to" fields, with a red "X" icon at the end. On the far right is a teal "Search" button.

 City/town or newspaper   Name or Keyword  Date from Date to  

Firstname ☐ Surname ☒ **ALL** A B C D E F G H I J K L M N O P Q R S T U V W X Y Z 





# Technical information

## Simple installation process explained

Our customisable funeral notices embedded feed has been created so it can be installed on any website that allows HTML coding by someone with very little experience or by an advanced web developer.

### We're here to help you every step of the way:

- 1 Decision maker - Choose how you would like your funeral notices embedded feed to look from the options above.
- 2 Funeral Notices Team - Give us your preferences and we will provide you with a unique piece of HTML coding.
- 3 Website administrator - Log in to your website as an admin/developer. Create a blank page on the main navigation bar of your website and choose what to call it. Drop the HTML coding we provided onto the new page.

And that's it, you're now displaying new and historic notices on your website in a style personal to you.

If you are adding the funeral notices embedded feed yourself and need any further advice, don't hesitate to ask as we have a technical team on hand to offer you any advice you might need.

### Example HTML script we will provide you with:

```
<!-- Funeral Notices Widget Start -->
<script src="https://funeral-notices.co.uk/widgets/fd-notices-v1-
<link rel="stylesheet" href="https://funeral-notices.co.uk/widget
<div id="fn-widget-top"></div>
<div class="fn-widget-wrapper">
  <div class="fn-widget-search-wrapper">
    <div class="fn-widget-search-input">
      <input type="text" id="fn-widget-search-query" placeholder="Se
    <div class="fn-widget-search-clear" onclick="FnWidgetFdNotices
    </div>
    <div class="fn-widget-button fn-widget-search-button" onclick="
    </div>
  <div id="fn-widget" data-fn-widget_fd_id="bmUlaEp8PT0" data-fn_w
  <div id="fn-widget-anchor"></div>
  <a href="#fn-widget-top" id="fn-widget-back-to-top" class="fn-wi
  </div>
<!-- Funeral Notices Widget End -->
```



**For help and support contact us on:**

fdteam@funeral-notices.co.uk | Tel: 03444 060 276

